






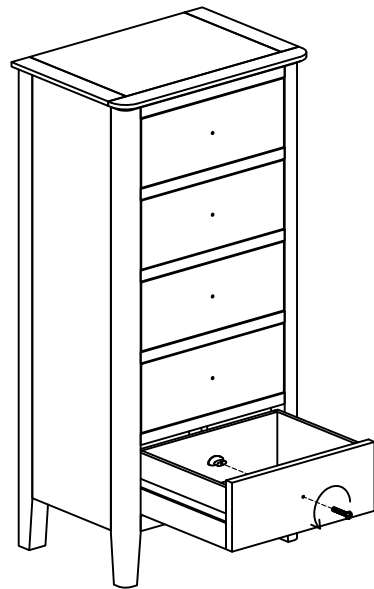
ASSEMBLY INSTRUCTION TALLBOY

No	Name of Component	Q.ty
A		1

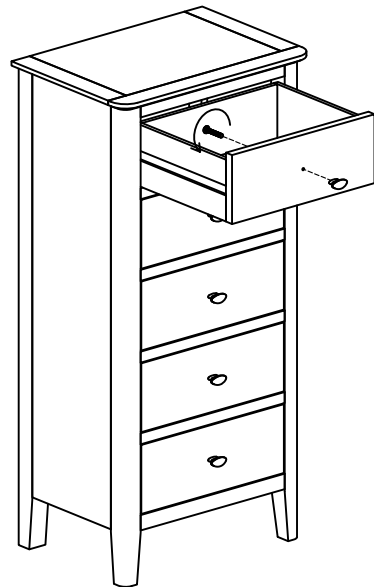
No	Name of Hardware	Q.ty
①	Bracket 	2
②	Tie 	1
③	Screw M4 x 20 	2
④	Screw M4 x 35 	2



STEP 1



STEP 2



STEP 3

